

### **GYM SET-UP / TAKE DOWN / DECORATION**

- Must be at least 18 years of age; male/female;
- Arrive about 15 min prior to gym available, get keys,


#### **WARM UP GYM**

- Set up TWO Warm up carpets
- bring chairs for coaches total 30
- Set up table for the Athlete Registration
- Set up water/fruit table for athletes.
- Set up 2 Garbage Bins


#### **COMPETITION GYM**

- Set the carpets -take them from the wall at the back of the gym

- Hang the blue curtains on the back wall of the gym. -metal rods and the curtains in black containers at the back of the gym
- Built the dividers from the pipes (storage space), with blue curtains
- Bring all the tables from office upstairs
- Bring 35 chairs from Olympic lunge (upstairs)
- set the tables for judges - 6 tables, chairs 12, cover with white table clothes and blue skirts
- Set the tables for music table, scoring table, awards and judges hosting with blue table clothes and blue skirts
- Set small table with one chair for admission
- Set the chairs for line judges (each corner of the carpet, music table, scoring table)
- Set the podium for head judge behind the row of panel judges tables (storage space at the back of the gym.) with two tables and 4 chairs, cover with white tablecloth and blue skirts, connect with the extension cord for computer and lights for head judge
- Vacuum clean the competition carpet
- Tape down competition carpet with duct tape, tape the seams with double sided tape
- Arch and decoration of the entrance onto competition floor
- Bring the stereo system, speakers, wires,



➤ Warm UP Gym SET UP



Athlete/Coach Registration Set up



Raiser Set up



Judges tables, raiser set up



Scoring Announcer Set UP




Admission Table Set up



Competition Gym Set Up



CARPET TAPING



UPSTAIRS STORAGE



Judge / Phisio Tables, Lights



Admission Scoring Supplies



Medals, Judge Supplies



Podium, Raisers, chairs



Pipes and rods